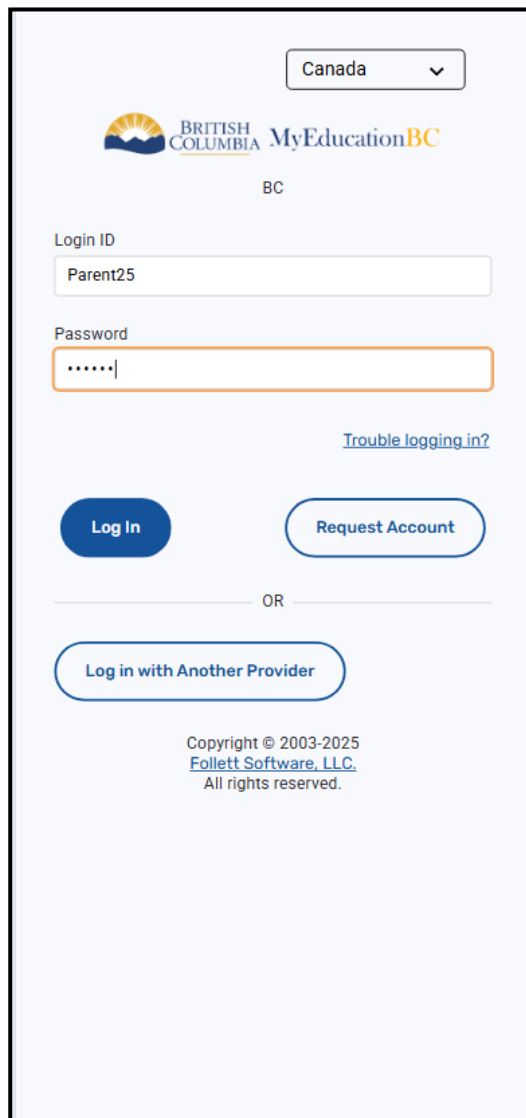


## ASPEN GO

The Family and Student Portals are accessible on desktop, smartphones and tablets through **Aspen Go**.

Users with the roles: **Parent/Guardian – Aspen Go** and **Student – Aspen Go** can access Aspen Go. The URL remains the same as your access using a desktop or laptop

**Aspen Go** automatically adjusts to the screen size of your device or browser window, so your experience may differ slightly from the examples shown. Additionally, students and families will see different screen layouts tailored to their specific roles.

A screenshot of the Aspen Go login interface. At the top right is a dropdown menu showing "Canada". Below it is the British Columbia MyEducationBC logo. Under the logo is the text "BC". The login section has a "Login ID" label above a text input field containing "Parent25". Below that is a "Password" label above a password input field with six dots. To the right of the password field is a link that says "Trouble logging in?". Below the password field are two buttons: a blue "Log In" button and a white "Request Account" button with a blue border. Below these buttons is a horizontal line with the text "OR" in the center. Below the line is a white button with a blue border that says "Log in with Another Provider". At the bottom of the form is the copyright notice: "Copyright © 2003-2025 Follett Software, LLC. All rights reserved."

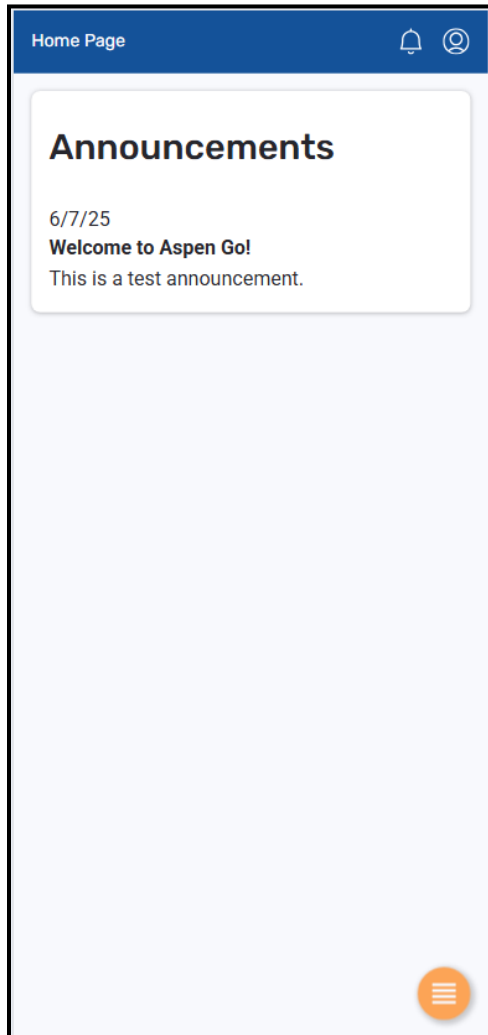
Type your Aspen Login ID and Password and click Log ON. **Aspen GO opens.**

## Main Screen

The Home screens looks different in the Family and Student portals, as described below:

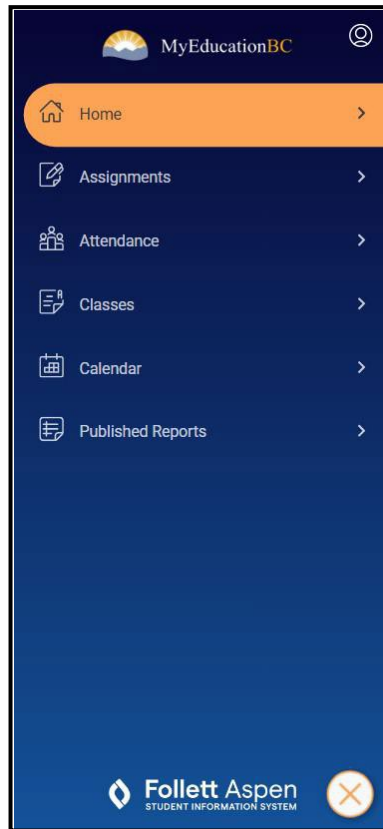
### Family Portal view

Home page displays announcements and a menu to tap for more information.



The following options are listed when the Menu option is selected:

**Family Portal view**

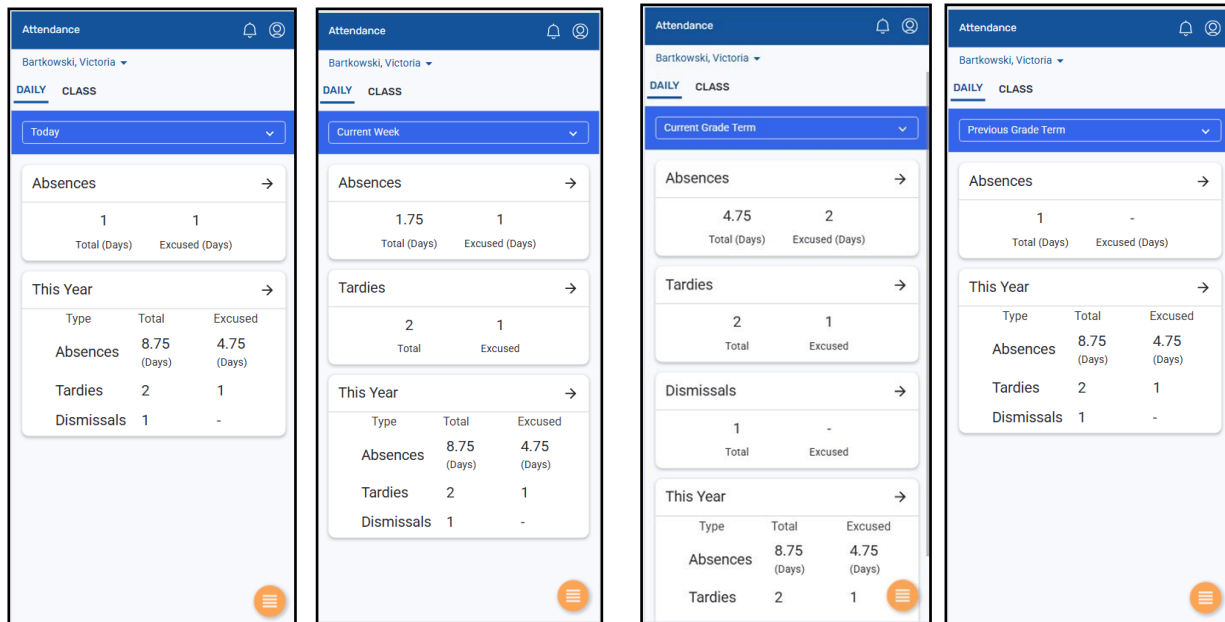


## Attendance

The Attendance tab will allow the student and parent to view either Daily or Class attendance recorded at the school.

### Daily

The default view Daily attendance for today. Users can select **Current Week**, **Current Grade Term**, or **Previous Grade Term** from the drop-down. It shows the daily absences data - including excused and unexcused absences, tardies, and dismissals - along with this year summary.



The screenshots show the Attendance app interface for a user named Bartkowski, Victoria. The app has a blue header with a bell icon and a user profile icon. Below the header, there are tabs for 'DAILY' and 'CLASS'. The 'DAILY' tab is selected, and a dropdown menu shows the selected view: 'Today', 'Current Week', 'Current Grade Term', and 'Previous Grade Term'.

**Today View:**

- Absences: 1 Total (Days), 1 Excused (Days)
- This Year Summary:
 

Type	Total	Excused
Absences	8.75 (Days)	4.75 (Days)
Tardies	2	1
Dismissals	1	-

**Current Week View:**

- Absences: 1.75 Total (Days), 1 Excused (Days)
- Tardies: 2 Total, 1 Excused
- This Year Summary:
 

Type	Total	Excused
Absences	8.75 (Days)	4.75 (Days)
Tardies	2	1
Dismissals	1	-

**Current Grade Term View:**

- Absences: 4.75 Total (Days), 2 Excused (Days)
- Tardies: 2 Total, 1 Excused
- Dismissals: 1 Total, - Excused
- This Year Summary:
 

Type	Total	Excused
Absences	8.75 (Days)	4.75 (Days)
Tardies	2	1

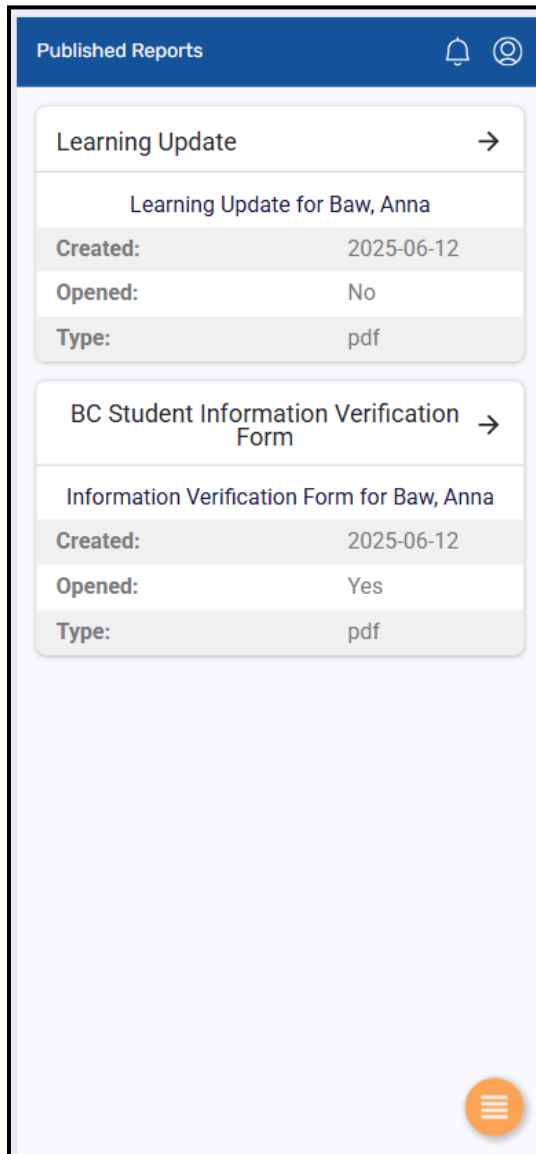
**Previous Grade Term View:**

- Absences: 1 Total (Days), - Excused (Days)
- This Year Summary:
 

Type	Total	Excused
Absences	8.75 (Days)	4.75 (Days)
Tardies	2	1
Dismissals	1	-

## Published Reports



The Published Reports screen shows the date the report was created, whether parent or the student has opened the document, and the file type. Tap → or the report name to open and view/print the report



## Preferences


This section will allow access to account settings. This will include the Preferred Language (**recommended to leave as US**), email address(es), security questions and reset your password.

Home Page






### Announcements

6/7/25  
**Welcome to Aspen Go!**  
 This is a test announcement.



Settings

### User Settings

Preferred Language

Primary Email

Alternate Email

### Security Settings

#### Password Recovery

Security Question

Security Answer

Confirm Security Answer


Change Password

New Password

Confirm New Password

#### Password Requirements

- Minimum length is 8
- Can't contain 'password', login name, first name, middle name, last name, date of birth, personal id, or only sequential letters or numbers
- At least one number
- At least one symbol that isn't a letter or number
- At least one capital and lowercase letter

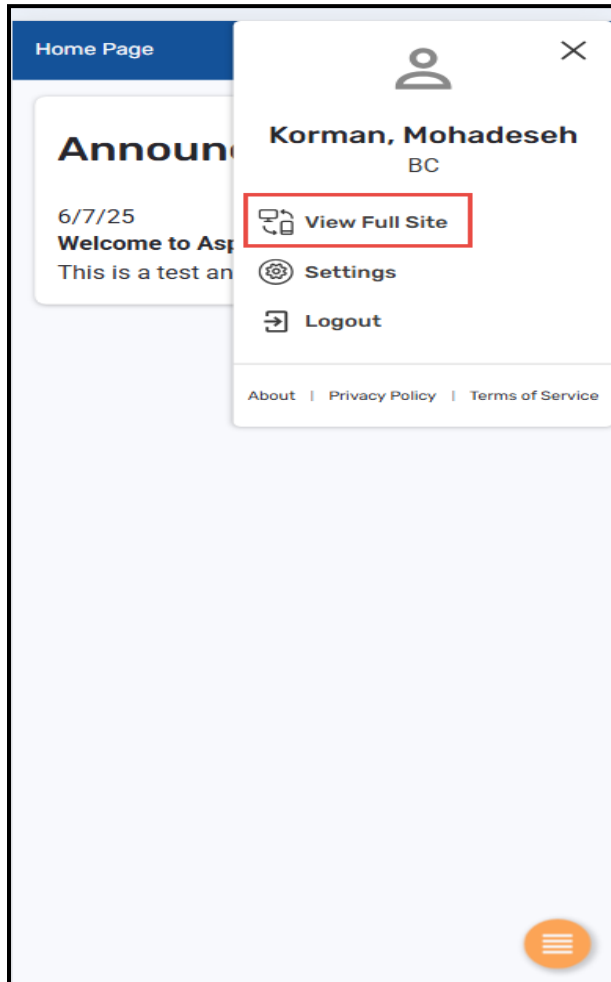


Family Portal v1.3

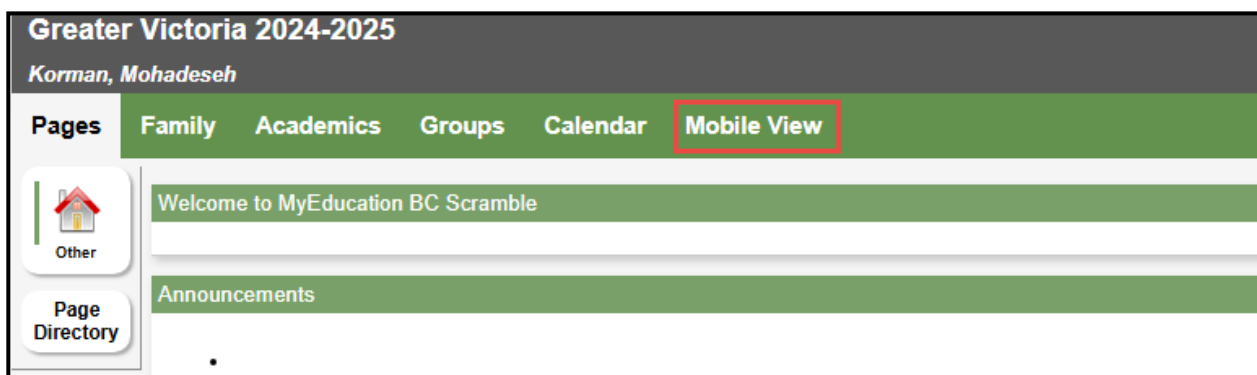
Page 6

## View Full Site

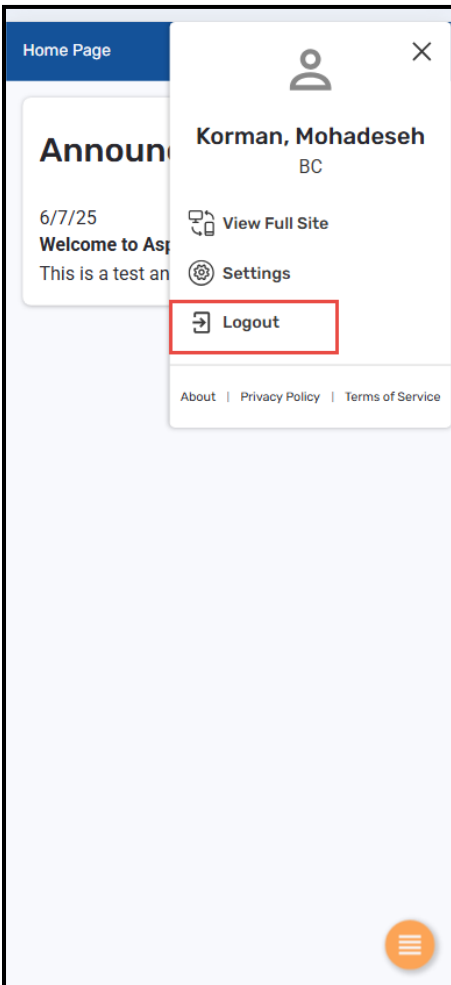
Selecting this option launches the full site of the application which functions differently than the mobile view.



You can use the Mobile view tab on full site to return to the Aspen Go



## Logout



When you are finished using the Aspen Go, select Logout to close your session.